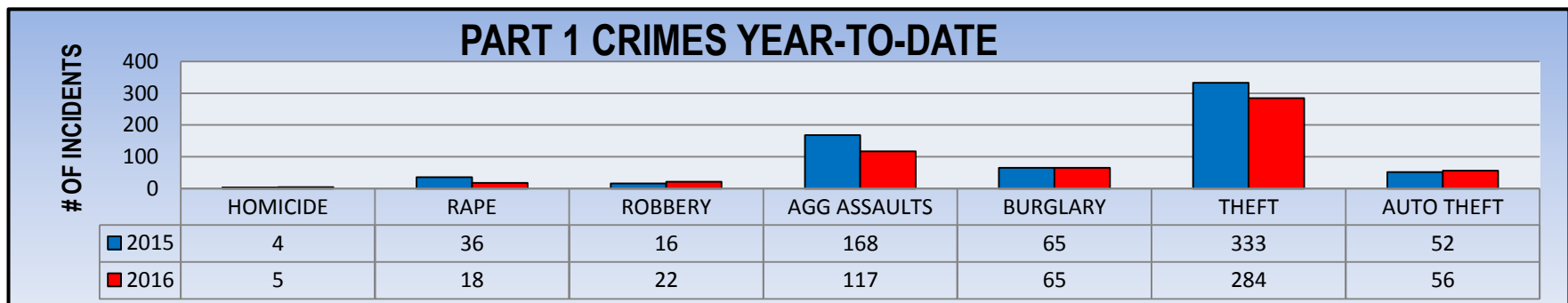





VIOLENT/PROPERTY CRIMES COMMUNITY WIDE

PART I CRIMES CYCLE-TO-CYCLE	Cycle 12 11/1/16 - 11/28/16	Cycle 13 11/29/16 - 12/26/16	% Change	PART I CRIMES YEAR-TO-DATE	12/30/14 - 12/28/15	12/29/15 - 12/26/16	15/16 %Chg
HOMICIDE	0	0	0%	HOMICIDE	4	5	25%
RAPE	1	1	0%	RAPE	36	18	-50%
ROBBERY	1	1	0%	ROBBERY	16	22	38%
AGG ASSAULTS	8	8	0%	AGG ASSAULTS	168	117	-30%
BURGLARY	3	2	-33%	BURGLARY	65	65	0%
THEFT	23	18	-22%	THEFT	333	284	-15%
AUTO THEFT	5	4	-20%	AUTO THEFT	52	56	8%
TOTAL VIOLENT	10	10	0%	TOTAL VIOLENT	224	162	-28%
TOTAL PROPERTY	31	24	-23%	TOTAL PROPERTY	450	405	-10%
TOTAL PART I	41	34	-17%	TOTAL PART I	674	567	-16%

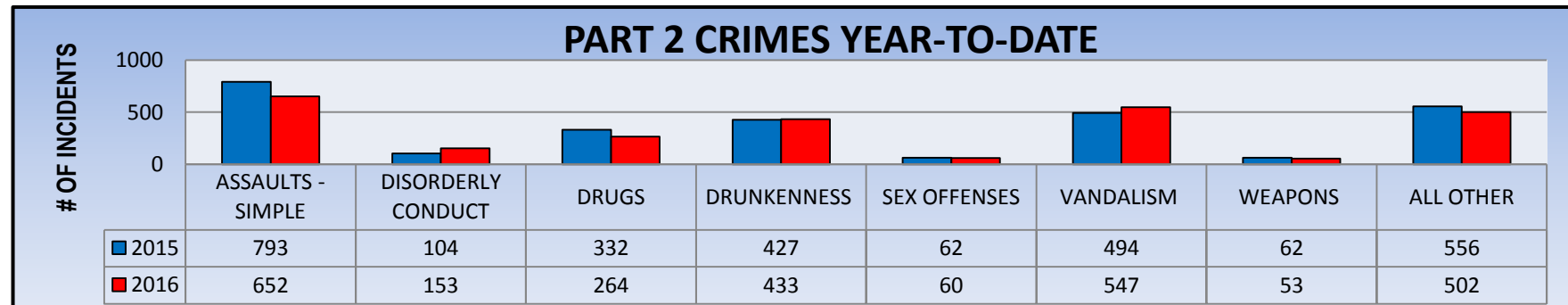
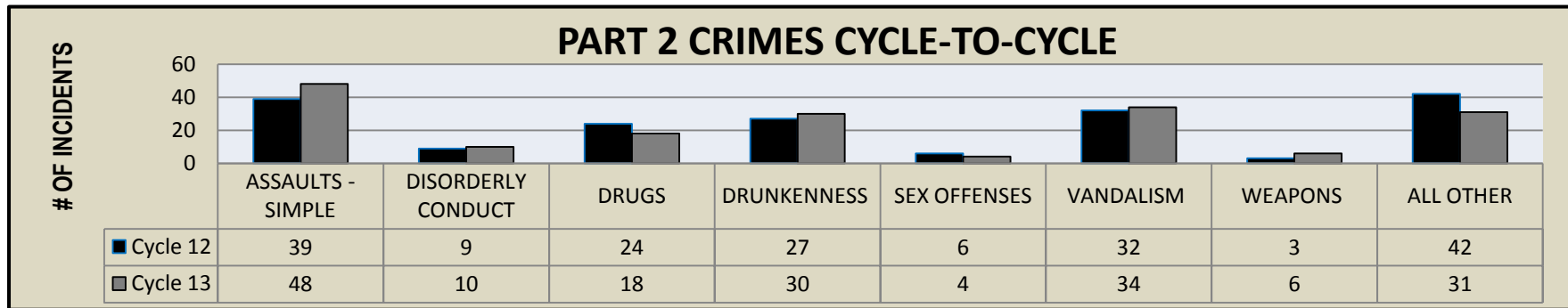


** Statistics are Preliminary and Subject to further Analysis and Revision
Created by COMPSTAT with Preliminary UCR Data



PART 2 CRIMES COMMUNITY WIDE

PART II CRIMES CYCLE-TO-CYCLE	Cycle 12 11/1/16 - 11/28/16	Cycle 13 11/29/16 - 12/26/16	% Change	PART II CRIMES YEAR-TO-DATE	12/30/14 - 12/28/15	12/29/15 - 12/26/16	15/16 %Chg
ASSAULTS - SIMPLE	39	48	23%	ASSAULTS - SIMPLE	793	652	-18%
DISORDERLY CONDUCT	9	10	11%	DISORDERLY CONDUCT	104	153	47%
DRUGS	24	18	-25%	DRUGS	332	264	-20%
DRUNKENNESS	27	30	11%	DRUNKENNESS	427	433	1%
SEX OFFENSES	6	4	-33%	SEX OFFENSES	62	60	-3%
VANDALISM	32	34	6%	VANDALISM	494	547	11%
WEAPONS	3	6	100%	WEAPONS	62	53	-15%
ALL OTHER	42	31	-26%	ALL OTHER	556	502	-10%
TOTAL PART 2	182	181	-1%	TOTAL PART 2	2830	2664	-6%



**** Statistics are Preliminary and Subject to further Analysis and Revision**

Created by COMPSTAT with Preliminary UCR Data